

Merry Christmas!

Nick

Seb

Han
&

Rob

Andy

coolbox
creative

Fancy some festive folding?

Tear off this top bit and follow the simple instructions on the back to make your very own Santa!

CHRISTMAS COMPETITION

We want to see what your little Santa gets up to. Send your pictures to santa@coolboxcreative.com and we'll post them online. Every entrant has the chance to win a **luxury Christmas hamper**


See the pictures at:

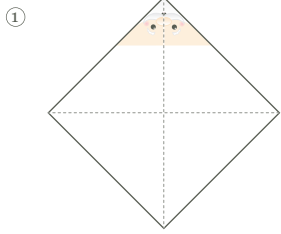
www.flickr.com/groups/coolboxsanta




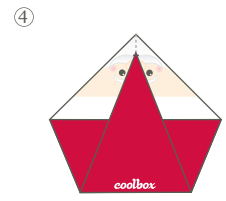
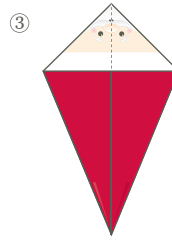
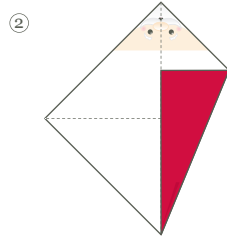
Tear carefully along perforated line →

These dashed lines correspond to the steps in the diagrams, to help you line up the folds


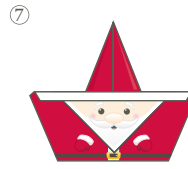





Fold square twice diagonally



Turn the paper over



Fold sides around the back

Printed on Greencoat offset - 100% recycled fibre

coolbox

